




M116 LINEAR LED LIGHT

V.2.6.3
01/20/18



Benefits

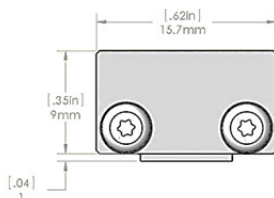
- Plug & Play Installation
- UL Listed
- Under/In cabinet & In closet use
- No assembly required
- Cable length from PS up to 100 feet.
- No variance in light output or color temperature.
- Full customization
- High efficiency
- Small Foot-print

Features

- Seamless and fully dimmable.
- Continuous lamp length up to 10 feet.
- No LED hotspots
- No multiple shadows

SPECIFICATIONS	M116
Housing	Clear Anodized Aluminum
Style	Straight
Dimensions	3/8" x 5/8" x [Custom]" [H x W x L]
Length	Up to 120" (continuous)
Weight	3 oz/ft
Environment	Indoor
Mounting	3M Double Sided Tape / Magnetic Tape
Light cover	Frosted Polycarbonate Diffuser
Input voltage	Low Voltage, 24 VDC
Power Supply	EST PCU-2-M116 100W Class 2 ELV Power supply
Wattage	4.5 W/ft
Efficiency fixture	60 Lm/W
Cable on Light	CRM rated; 20/2 gauge with EST male connector <i>OR</i> No male connector for field connection
Cable from PCU to Light	CRM rated; 18/2 gauge with EST female connector up to 100 feet.
LED	EST light engine
Color temperature (CCT)	2200 / 2500 / 2700 / 3000 / 3500
Color Rendering Index (CRI)	> 90
Lumen output	250 Lm/ft
Beam angle	Wide , 140°
Light beam	Soft Edged
Dimming	Seamless & Fully dimmable
Life Time	60,000 Hrs
Warranty	3 Years
Certifications	UL Listed, Under/In cabinet & In closet use

DIMENSIONS



MOUNTING

- 3M double sided tape (Standard)
- height addition +0.04" (1mm)
- Magnetic Tape
- height addition +2/16th (3.1mm)

DIMMER COMPATIBILITY

Dimmer Type	Dimming level
With EST PSU option	
Lutron Wall Dimmer DVELV 300/303PH	2-100%
Lutron Graphic Eye PHPM-PA	2-100%
Lutron Home Works HW-RPM-4A	2-100%

Do **NOT** use Lutron CFL/LED dimmer



Actual Size

CONNECTOR

	M116 LED Light Connector (Male)	CCF Cable Connector from PCU to Light	Connected Connector
Length	1.1"	1.5"	2.2"
Diameter Ø	0.3"	0.4"	0.4"

EST Energy Savings Technology, LLC

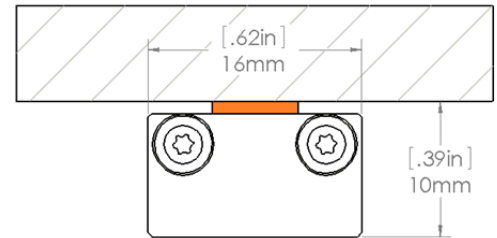
47889 Fremont Boulevard
Fremont, CA 94538
USA

+ 408 586 8696
www.est-es2.com
info@est-es2.com

Spec sheets are subject to change without notice.
© 2014 Energy Savings Technology

MOUNTING DIMENSIONS (3M DOUBLE SIDE TAPE)

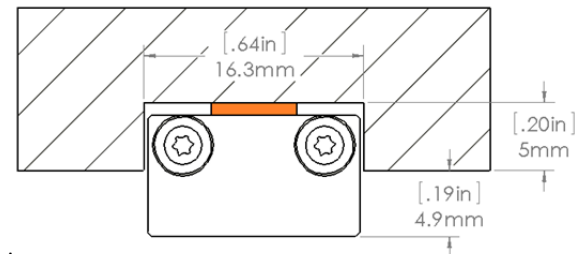
When mounting the M116 with 3M double sided tape it extends roughly $25/64^{\text{th}}$ (0.39") inches from the mounting surface with a width of $5/8^{\text{th}}$ (0.62") inches.



RECESS OPTION 1 (HALF RECESS)

Another aesthetic method of mounting is to recess the M116 half way so that just over $3/16^{\text{th}}$ inches of the M116 are protruding from the surface.

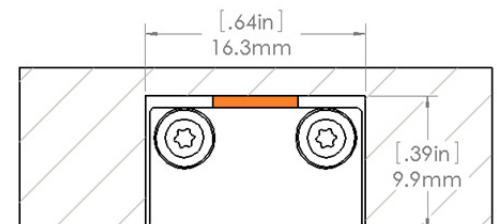
1. To recess half way route a slot at: **0.20" H x 0.64" W**
 - a. Routing at a width of $5/8^{\text{th}}$ (0.625") is possible but must be precise.
 - b. Actual light fixture width is 0.618".
2. Please route channel with an **additional 1 inch in length** to house the cable.
3. Before mounting ensure that the routed channel is completely clean and free of debris.



RECESS OPTION 2 (FULL RECESS)

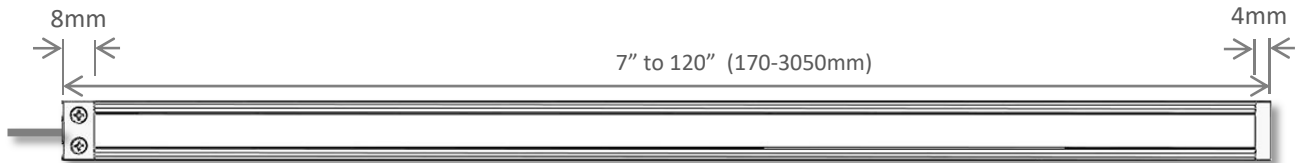
The M116 can be fully recessed by its entire height, including the mounting tape, allowing it to be flush with the surface.

1. To fully recess, route a slot at: **0.4" H x 0.64" W**
 - a. Routing at a width of $5/8^{\text{th}}$ (0.625") is possible but must be precise.
 - b. Actual light fixture width is 0.618".
 - c. We recommend a recess depth of 0.35" to reduce hotspots, however the M116 will not be fully recessed.
2. Please route channel with an **additional 1 inch in length** to house the cable.
3. Before installing ensure that the routed channel is completely clean and free of debris.



M116 FIXTURE LENGTH

The length of the M116 can be custom specified up to a continuous 120" in length. For longer lengths please contact us.



CABLE FEED DIRECTION

End Feed (Standard)

The M116 comes standard with the cable exiting along the length of the fixture. (On one end of the linear LED light fixture).

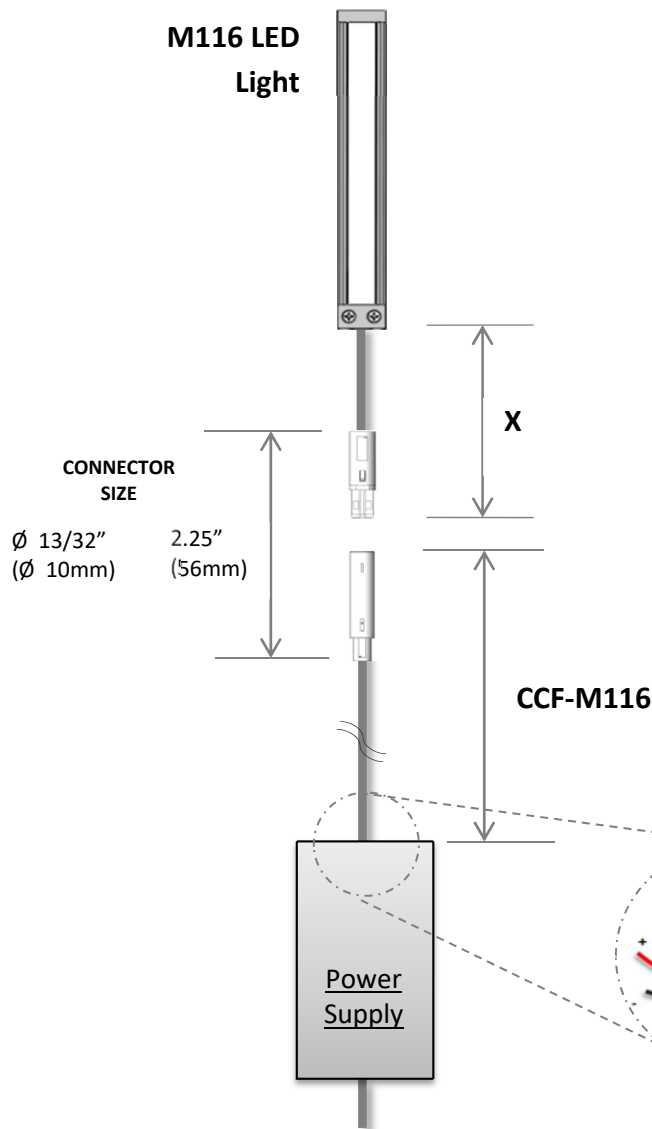


Cable Feedback (Option)

An alternative option is to have the M116 build with the cable exiting though the back of the M116. This option is beneficial where the light needs to span the full length of a routed channel such as in cabinets. The cable is fed through the endcap about 3 mm from the end of the extrusion.



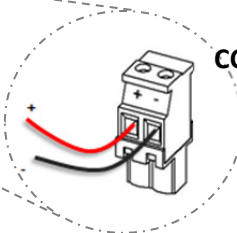
CABLE CONFIGURATION / LENGH INFO



The M116 LED light comes standard with a pigtail cable of 1 foot including a male connector for ease of connecting the power source and lamp (Indicated by X in the figure). The length of the pigtail on the M116 light can be custom ordered to up to 100 feet.

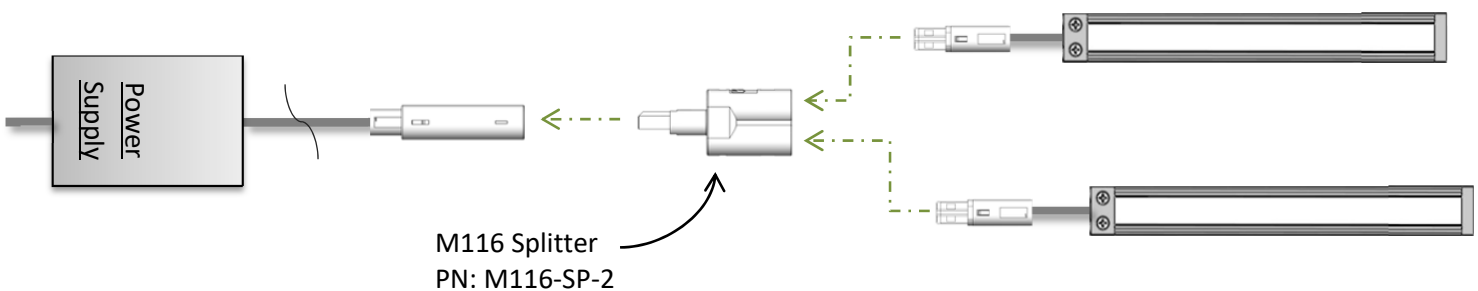
The CCF-116 cable comes standard as 10-foot but can be custom ordered to a length up to 100 feet. The CCF-116 comes with a female connector to connect to the M116 lamps male connector and can be field cut to the required length. The total length of the cable between the Power supply and the lamp is advised to be under 100 feet.

	Standard	Custom
X (attached cable length)	1'	Up to 100'
CCF M116	10'	Up to 100'
Total length (X+CCF)		Max 100'



CCF can be field cut to required length and then connected to terminal plug.

OPTIONAL WIRING DIAGRAMS



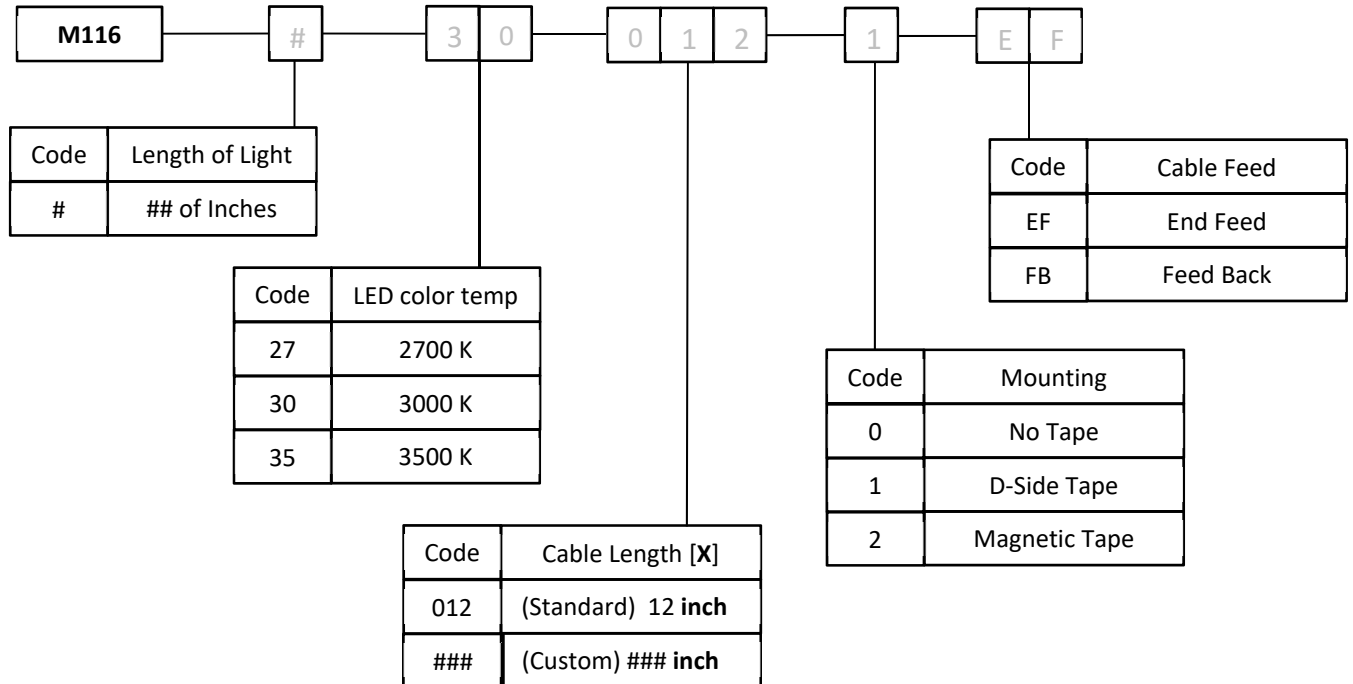


M116 ORDERING

Order Information

To order, select the desired option from each category and place in the corresponding box. Available options are shown and described on the previous pages or in the part numbers catalog. For additional options not listed in the catalog, please contact us.

* Information displayed in gray is standard configuration.



Order M116 Fixture Example: **M116-77.25-27-045-1-EF**

Product	M116
Fixture Length (Total)	77.25 (77" & ¼") inches
LED color	2700 K
Cable length (X)	45 inches (On M116)
Mounting	Double side tape
Cable Feed	Cable exists along length of fixture.

⚠ Order M116 CCF cable!
Cable from power supply to M116 lamp connector up to 100 feet: **CCF 116-40**
*Please specify length in feet.

Product	CCF 116 cable with connector
Cable Length (CCF)	40 feet

