




M116-45 LINEAR LED LIGHT

V.2.1.7



Benefits

- Plug & Play Installation
- No assembly required
- Cable length from PS up to 100 feet.
- No variance in light output or color temperature.
- No UV radiation
- Full customization
- High efficiency
- Small Foot-print

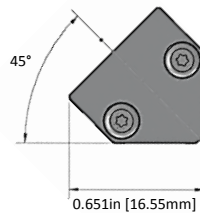
Features

- Seamless and fully dimmable.
- Continuous lamp length up to 10 feet.
- No LED hotspots
- No multiple shadows
- 45° light output

SPECIFICATIONS

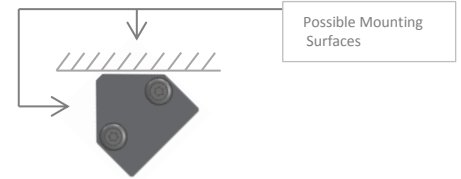
SPECIFICATIONS	M116-45
Housing	Clear Anodized Aluminum
Style	45° Mount
Dimensions	0.65" x 0.65" x [Custom]" [H x W x L]
Length	Up to 120" in 2" increments (continuous)
Weight	3 oz/ft
Environment	Indoor
Mounting	3M Double Sided Tape
Light cover	Frosted Polycarbonate Diffuser
Input voltage	Low Voltage, 24 VDC
Power Supply	EST PCU M116 100W Class II <i>OR</i> Compatible PS (See power supplies)
Wattage	3 - 5 W/ft (Programmable with EST PCU)
Efficacy	45 Lm/W
Cable on Light	CRM rated; 20/2 gauge with EST male connector <i>OR</i> No male connector for field connection
Cable from PCU to Light	CRM rated; 18/2 gauge with EST female connector up to 100 feet.
LED	EST light engine
Color temperature (CCT)	2700 / 3000 / 3500 K
Color Rendering Index (CRI)	>85 typ
Lumen output	150-225 Lm/ft
Beam angle	Wide, 120°
Light beam	Soft Edged
Dimming	Seamless & Fully dimmable
Life Time	40,000 Hrs
Warranty	3 Years

DIMENSIONS



MOUNTING

3M double sided tape (Standard)



POWER SUPPLY OPTIONS

- EST Power supply unit with dimming board and J-Box
- Magnetic Transformer
- 0-10 Volt dimming power supply

	Efficiency	Noise	Ease of use
EST PSU	93 %	++	+++
MT	80-85 %	+	+++
0-10	93 %	++	+

DIMMER COMPATIBILITY

Dimmer Type*	Dimming level
With EST PSU option	
Lutron Wall Dimmer DVELV 300/303 PH	2-100%
Lutron Graphic Eye PHPM-PA	2-100%
Lutron Home Works HW-RPM-4A	2-100%
With Magnetic Transformer	
Magnetic Dimmer DVLV 600 PH	

* Do **NOT** use Lutron CFL/LED dimmer



Actual Size

CONNECTOR

	On M116-45 (Male)		PCU to Light (Female)		Connected	
Length	1.1"		1.5"		2.2"	
Diameter Ø	0.3"		0.4"		0.4"	



Energy Savings Technology, LLC

562 East Weddell Drive, Suite 7
Sunnyvale, CA 94089
USA

+ 408 744 1602
www.est-es2.com
info@est-es2.com



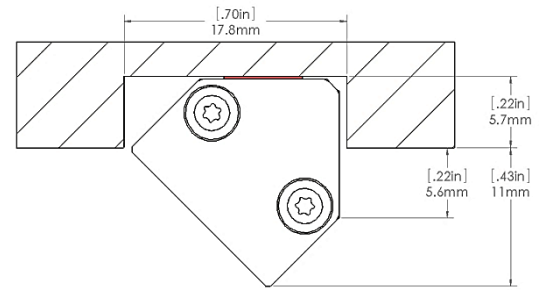
M116-45

MOUNTING & RECESS OPTIONS

RECESS

The M116-45 can be recessed by 7/32" to protrude only 7/16th inches.

1. To recess route a channel at: **0.22" H x 0.70" W**
 - a. Routing at a width of 11/16th (0.687") is possible but must be exact.
 - b. Actual light fixture width is 0.651".
 - c. Maximum depth is 0.22"; this is to ensure there are no hotspots.
2. Rout slot with an **additional 1 inch in length** to accommodate wiring.
3. Before installing ensure that routed channel is completely clean.

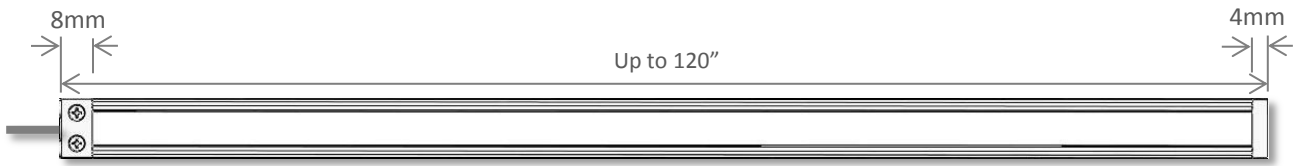




M116-45 FIXTURE & CABLE LENGTH

M116-45 LENGTH INFO

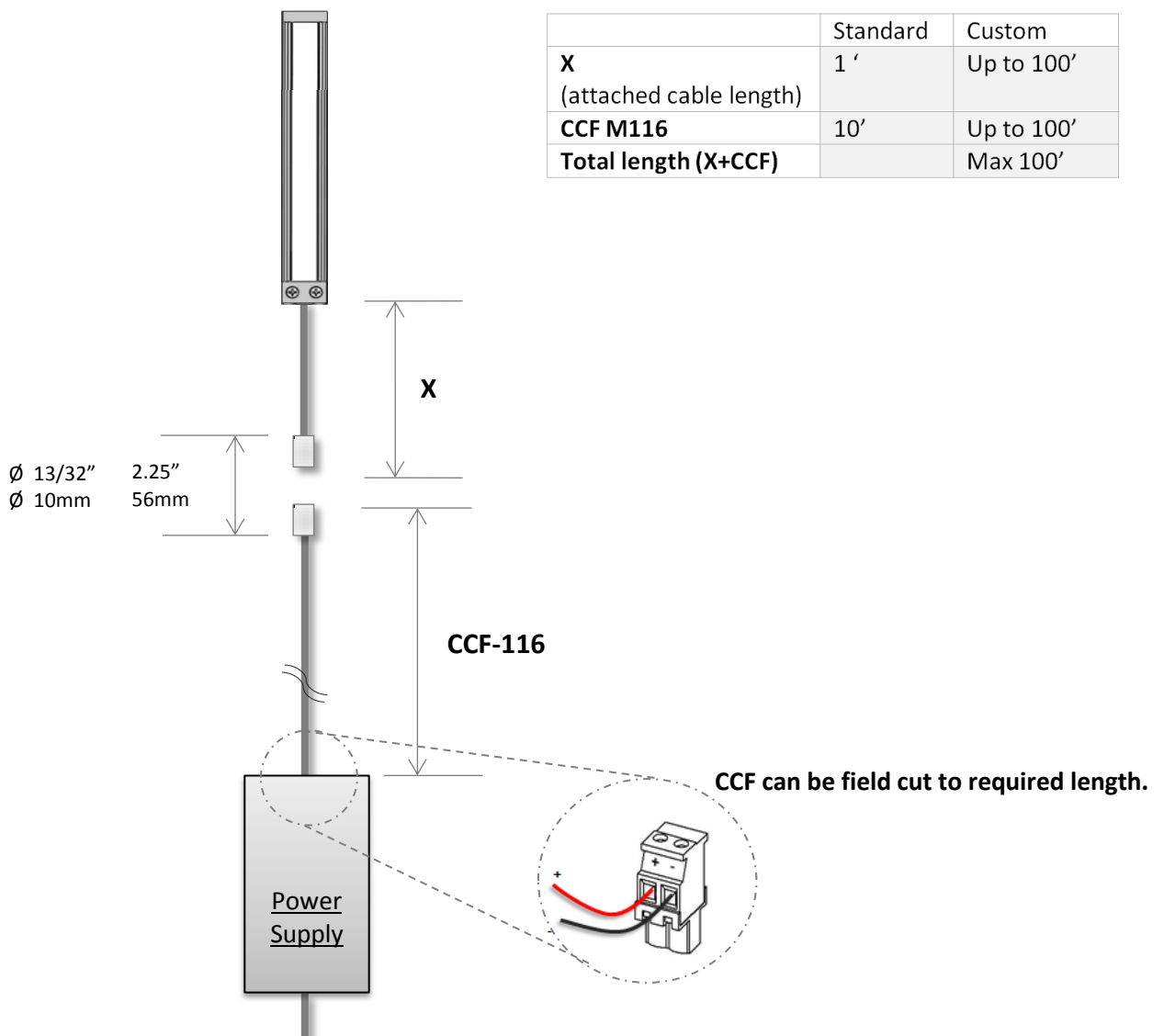
The length of the M116-45 is custom ordered up to a continuous 120" in length in increments of 2 inches.



CABLE CONFIGURATION / LENGH INFO

The M116-45 lamp comes with a standard connection length of 1 foot including a male connector for trouble-free linking between power source and lamp (Indicated by **X** in the figure below.). The lamp can be custom ordered with a connection length up to 100 feet including the connector. The CCF-116 cable comes standard as 10-foot but can be custom ordered to a length up to 100 feet. The CCF-116 comes with a female linkage to connect to the M116-45 lamp male connector and can be field cut to the required length. The total length of cable between the power supply and the lamp is advised to be under 100 feet.

	Standard	Custom
X (attached cable length)	1'	Up to 100'
CCF M116	10'	Up to 100'
Total length (X+CCF)		Max 100'



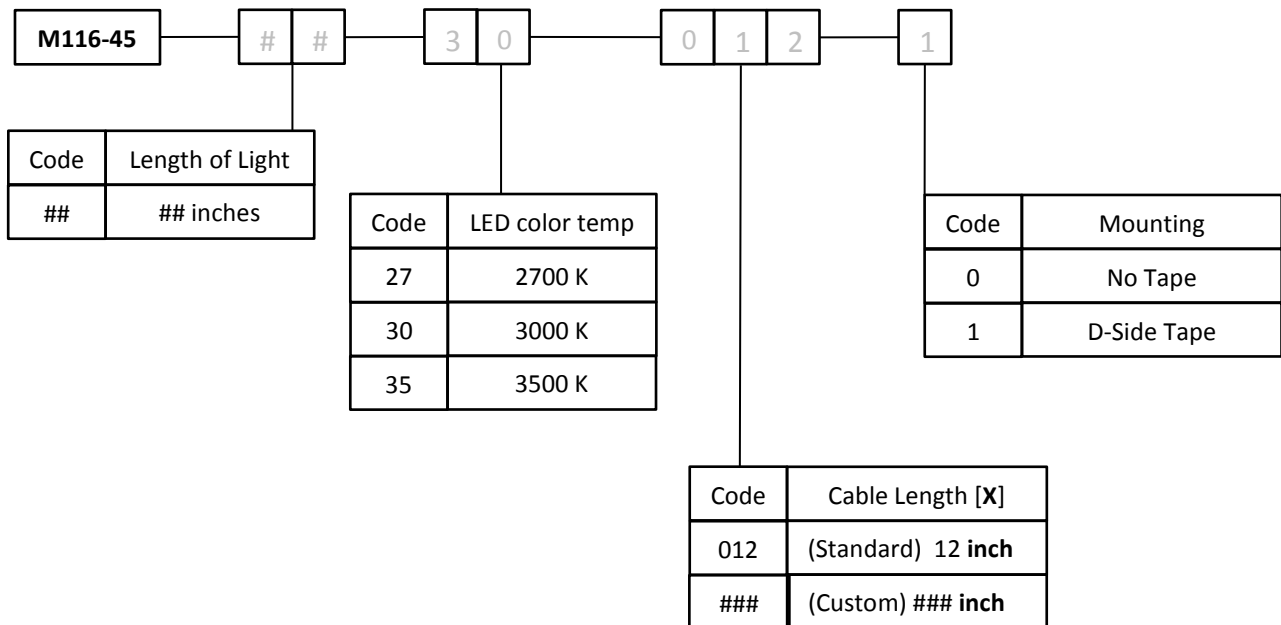


M116-45 ORDERING

Order Information

To order, simply select desired option from each category and place in the appropriate box. Available options are shown and described on the previous pages or in the part numbers catalog. For additional options not shown in the catalog, please contact us.

* Information displayed in gray is standard configuration.



Order M116-45 Fixture Example: **M116-45-77-27-015-1**

Product	M116
Fixture Length	77 inches
LED color	2700 K
Cable length (X)	15 inches (On M116)
Mounting	Double side tape

- ⚠ Order M116 CCF cable!**
 Cable from power supply to M116-45 lamp connector up to 100 feet: **CCF 116-10**
 *Indicate length in feet

Product	CCF 116 cable with connector
Cable Length (CCF)	10 feet

